

HOW TO RESERVE YOUR STAMPARATUS

TUTORIAL FOR CUSTOMERS

Reserve your Stamparatus in four easy steps.

STEP 1



Enter your credit card information.

CREDIT CARD

Your credit card will be charged when product is shipped.

XXXX-XXXX-XXXX-XXXX

XX XXXX

STEP 3

If you want to cancel, click cancel and your reservation will be removed from the system.

RESERVATIONS

Estimated Availability: Thursday, February 01, 2018

Quantity Reserved: 1 X \$49 = \$49

[RESERVE ▶](#)

[CANCEL RESERVATION](#)

Tax, shipping, and handling will be calculated at checkout.

STEP 2

Click reserve.

RESERVATIONS

Estimated Availability: Thursday, February 01, 2018

Quantity Reserved: 1 X \$49 = \$49


[RESERVE ▶](#)

STEP 4

A confirmation email will be sent to your inbox.

NOTE:

If the reservation window is closed, you will see the following message. (Call Demonstrator Support at 1-800-STAMP UP or email us at ds@stampinup.com for the next available reservation window.)



THERE ARE CURRENTLY NO AVAILABLE PRODUCTS TO RESERVE

